



SUN SHADE CO.

2026 Product Catalog





Super Shade Series
Waterproof
Bellewood Estate
Lakeshore, Ontario



CONTENTS

3	Featured Designs
22	Product Lineup
32	Colours & Materials
34	Fabrication & Installation
35	Maintenance & Service
36	Warranty

Your Partner for Ontario-Made Shade Structures

Let's build something great together

At Sun Shade co., we believe you can have comfortable shade without having to sacrifice style or quality. That's why we're committed to handcrafted excellence that's built to last, replacing conventional shade solutions with innovative designs made to elevate outdoor spaces for years to come.

Not only are our premium products made in Ontario - from the fabrication of quality steel structures to the fabric sewing - our team offers exceptional customer service, because your business needs are important to us. From the first phone call to installation and beyond - Sun Shade Co. is committed to quality shade and customer satisfaction.








Super Shade Series
Greenwood Park
Shelburne, Ontario







Super Shade Series
Waterproof
Bloorview Holland
Toronto, Ontario







Super Shade Series
Eastbridge Green Spray Pad
Waterloo, Ontario







Parasol Shade Series
River Heights Public School
Caledonia, Ontario







Steel Shade Series
Cruise Terminal
Port Colborne, Ontario







Super Shade Series

Blue Beech Link Spray Pad
Waterloo, Ontario







Parasol Shade Series
Waterloo Public Square
Waterloo, Ontario








Horizon Shade Series
Union Street Park
Belmont, Ontario









Quality Shades Built by Experts



EZ Tensioner Technology

A smooth-glide internal mechanism allows quick tensioning with minimal effort, ensuring your shade sits tight and secure. Its intuitive design streamlines the installation process and provides dependable performance.



CWB Group Certified

Sun Shade Co. is accredited by the CWB Group, because the structural integrity of our shade structures is as important to us as it is to you. Our certified professionals ensure the proper procedures are always being followed.



10 Year Warranty

Applicable to shade fabric and thread. Rare instances of significant fading and deterioration may be covered under our 10 year warranty. For full warranty details visit sunshadeco.com/warranty.




Made in Ontario


Sun Shade Co. products are proudly made in Belle River, Ontario, and is a registered manufacturer of the Ontario Made program. To learn more about this fantastic program visit supportontariomade.ca.

Flexible Mounting Options

In addition to standard In-Ground post mounting, Sun Shade Co. offers multiple mounting options to suit your needs. The Concrete Base Mounting System allows for ultimate mobility for your shades, while Surface Mounting keeps your shade permanently and safely in place.




**Concrete Base
Mounting System**



**Inground
Mount**



**Surface
Mount**



Single Post Cantilever Shade



This attractive design maximizes shade space with cantilever support outside of the shaded area, making it the perfect option for various spaces including playgrounds and dining areas. Custom sizes available.

SHADE SIZES

14 x 14



12 x 12



10 x 10



COVERAGE

196 sq. ft

144 sq. ft

100 sq. ft

MOUNT TYPES

- Surface mount
- Inground mount

AVAILABLE HEIGHTS

- 8 ft. / 10 ft.
- Custom height



HiLo Single Post Shade



Create a shaded area so stylish that people won't want to leave with the HiLo Single Post, inspired by nature and designed to enhance outdoor experiences while providing UV protection. Custom sizes available.

SHADE SIZES

14 x 14



12 x 12



10 x 10



COVERAGE

196 sq. ft

144 sq. ft

100 sq. ft

MOUNT TYPES

- Surface mount
- Inground mount
- Concrete base mount

AVAILABLE HEIGHTS

- 8 ft. / 10 ft.
- Custom height

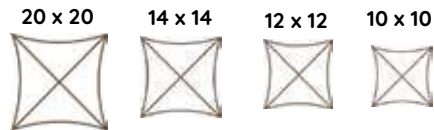


Single Post Umbrella



This cleverly designed, compact single-post structure is perfect for private dining areas, poolside seating, and small play areas, maximizing comfort and minimizing sun exposure. Custom sizes available.

SHADE SIZES



COVERAGE

360 sq. ft **196 sq. ft** **144 sq. ft** **100 sq. ft**

MOUNT TYPES

- Surface mount
- Inground mount
- Concrete base mount

AVAILABLE HEIGHTS

- 8 ft. / 10 ft.
- Custom height

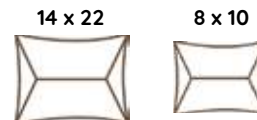


Double Post Umbrella



The Double Post Umbrella offers streamlined, dependable shade with just two support columns—perfect for maximizing usable space while keeping costs in check. Custom sizes available.

SHADE SIZES



COVERAGE

277 sq. ft **72 sq. ft**

MOUNT TYPES

- Inground mount only

AVAILABLE HEIGHTS

- 8 ft. / 10 ft.
- Custom height



Single Post Dual Umbrella



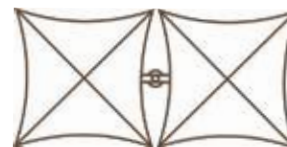
The Dual Umbrella Shade combines the practicality of two umbrellas with the sleekness of a single, central support column. Perfect for parks, pools, or communal spaces, this structure provides expansive shade coverage without cluttering the area with multiple posts. Its innovative design offers both functional sun protection and a modern aesthetic, while the single column ensures clear views and maximum usable space underneath. Custom sizes available.

AVAILABLE HEIGHTS

- 8 ft. / 10 ft.
- Custom height

SHADE SIZES

16 x 16



12 x 12



COVERAGE

230 sq. ft

130 sq. ft

MOUNT TYPES

Surface mount & inground mount



4 Post Shade Sail



Designed with balance and symmetry in mind, the 4-Post Super Shade features a square or rectangular sail stretched across four sturdy columns. Custom sizes available.

SHADE SIZES

25 x 25



COVERAGE

562 sq. ft

20 x 20



360 sq. ft

15 x 15



200 sq. ft

MOUNT TYPES

- Surface mount
- Inground mount

AVAILABLE HEIGHTS

- 8 ft. / 10 ft.
- Custom height



Triangle Shade Sail



Our 3-Post Super Shade brings a sleek, modern look to any space with a clean triangular shade sail design supported by just three posts. Custom sizes available.

SHADE SIZES

25 x 25 x 25



COVERAGE

270 sq. ft

20 x 20 x 20



173 sq. ft

15 x 15 x 15



87 sq. ft

MOUNT TYPES

- Surface mount
- Inground mount

AVAILABLE HEIGHTS

- 8 ft. / 10 ft.
- Custom height



Multiple Post Shade Sail



When off-the-shelf won't cut it, our Custom Multi-Post Super Shades offer endless possibilities. Whether you're shading a large courtyard, an amphitheater, or an irregularly shaped site, we can configure multiple sails and post layouts to fit your exact needs. From 5-post to 10-post and beyond, every structure is engineered for performance and built to impress—combining creative form with serious function.

AVAILABLE HEIGHTS

- 8 ft. / 10 ft.
- Custom height


SHADE SIZES

CUSTOM
5 - 10 POSTS



MOUNT TYPES

Surface mount & inground mount



Hip Shade



Low maintenance, durable, and UV protective shade with a simple design that can be installed on a wide variety of surfaces and areas. Custom sizes available.

SHADE SIZES

10 x 10

10 x 15

10 x 20

15 x 20



COVERAGE

90 sq. ft

135 sq. ft

180 sq. ft


270 sq. ft

MOUNT TYPES

- Surface mount
- Inground mount

AVAILABLE HEIGHTS

- 8 ft. / 10 ft.
- Custom height



6 Post Sloped Shade



With two columns per side, this modular structure can be configured as a 4-post, 6-post, 8-post, or more, to cover larger spaces with ease.

SHADE SIZES

12 x 12

12 x 24

12 x 36



COVERAGE

130 sq. ft

260 sq. ft


388 sq. ft

MOUNT TYPES

- Surface mount
- Inground mount

AVAILABLE HEIGHTS

- 8 ft. / 10 ft.
- Custom height



Cantilever Shade



Maximize shaded space with minimal obstruction. Our Cantilever Shade Sail uses offset, in-ground posts so the canopy extends freely over the area you want protected, keeping posts out of the way. Perfect shading for pool decks, playgrounds, seating areas, or parking, it delivers cool comfort, strong UV protection, and a clean architectural look while preserving the full footprint below. Custom sizes available.

AVAILABLE HEIGHTS

- 8 ft. / 10 ft.
- Custom height

SHADE SIZES

10 x 20



10 x 24



10 x 36



COVERAGE

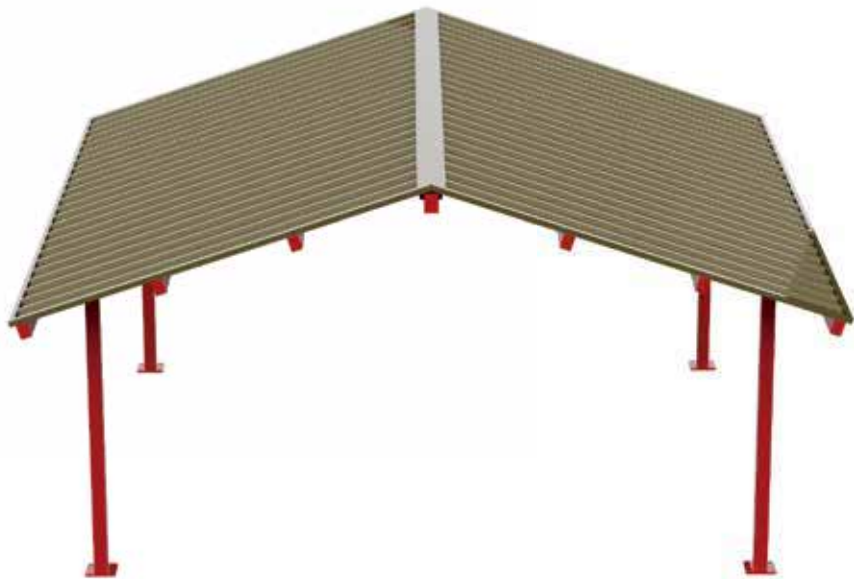
180 sq. ft

215 sq. ft

325 sq. ft

MOUNT TYPES

Inground mount only



Large Gable Steel Shade

Built to make a bold statement, our Large Steel Structure combines all-steel construction with a classic gable roof design for unmatched strength and style. Custom sizes available.

SHADE SIZES

20 x 20



20 x 24



24 x 24



24 x 30



COVERAGE

400 sq. ft

480 sq. ft

576 sq. ft

720 sq. ft

MOUNT TYPES

- Surface mount
- Inground mount

AVAILABLE HEIGHTS

- 8 ft. / 10 ft.
- Custom height

Small Gable Steel Shade

Featuring a timeless gable-style roof and supported by just two posts, our Small Steel Structure is a great fit for walking trails, playgrounds, bus stops, and outdoor rest areas. Custom sizes available.

SHADE SIZES

8 x 9



8 x 12



COVERAGE

72 sq. ft

96 sq. ft

MOUNT TYPES

- Surface mount
- Inground mount

AVAILABLE HEIGHTS

- 8 ft. / 10 ft.
- Custom height



The Outdoor Classroom



Take class to the outdoors with the shaded Outdoor Classroom, uniquely designed for comfortable outdoor educating. This low maintenance learning space comes equipped with an acrylic learning board and 28 linear feet of cedar benches, all protected under a durable fabric shade and factory powder coated frame mounted to a 6" concrete slab – no footings required.

SHADE SIZES

12 x 12



COVERAGE

144 sq. ft

12 x 16



192 sq. ft

MOUNT TYPES

Surface mount only

AVAILABLE HEIGHTS

7 ft. Entry Height

Fabric Types & Colours

Sewn and designed in Ontario, Canada, our shade fabrics are not only effective for blocking out 97% of UV rays but also combine low maintenance with lasting durability and fade-resistance. That's why we back all our fabrics with a 10-year manufacturer warranty against fading.

Gale Pacific Commercial 95 340



Waterproof Fabric Colours

Serge Ferrari Soltis Proof 502





Steel Frame & Finish Options

Not only does a powder coat finish help to protect your posts from corrosion, it offers a flawless, long-lasting and durable finish to every Sun Shade Co. product.

Don't see the colour you're looking for? We can customize unique and branded colours, offering the exact shade your space needs. Whether you're matching a brand palette or creating something entirely new, our team ensures your finish is both beautiful and built to last.



Sunbeam
Yellow



Sunset
Blaze



Royal
Violet



Regal
Blue



Lush
Lime



Graphite
Grey




Cherry
Blaze



Ivory
Luxe



Jet
Black



Arctic
Frost



Mint
Turquoise



Sky
Blue

Fabricated in Canada
Using Canadian Materials



As proud members of the **Ontario Made program**, our shade structures are 100% manufactured in Ontario Canada, using Canadian steel. Our CWB-certified team adheres to the strict quality and safety standards enforced by the Canadian Welding Bureau, ensuring a premium product, everytime.





Designed, Cut & Sewn In-House

All Sun Shade Co. products are designed, cut and sewn in our dedicated sew shop. Our team takes pride in owning the shade manufacturing process from beginning to end and is deeply immersed in the newest trends & best practices of the industry.



Design

Every shade sail begins with precise measurements and a custom digital layout engineered for accuracy and performance. Our design process ensures perfect tension, clean lines, and a fabric colour that complements the surrounding architecture.



Cut & Stitch

Each sail is carefully patterned, cut, and sewn by skilled fabricators who rely on experience, precision, and craftsmanship rather than automated equipment. Every stitch, corner, and reinforcement is hand-built to deliver maximum strength and long-lasting durability.



Quality Control

Before shipping, every sail is inspected for seam strength, exact measurements, and correct label orientation. Only products that meet our strict standards leave the shop, ensuring a flawless installation and a perfect fit on site.



Landscape Architect Partnership

Our Design Team is always happy to collaborate with Landscape Architects who are looking for a shade provider on their next project. Whether it's providing drawings or brainstorming the best product for an outdoor space, Sun Shade Co. can help.

Installation & Maintenance On-Site

Whether your shade structure requires full installation services, or you need an expert to perform annual maintenance checks to keep your shade in top shape, Sun Shade Co. has you covered from the start.



Consulting

Need help deciding on the location of your next shade structure? Not sure what type of foundation will be required for your posts? Our team will schedule a site visit to guide you in the right direction. Each site is unique so it's important to consult with an expert before the install.



Installation

Our installation team will do a complete install of your Shade Structure: from augering holes for posts, pouring cement footings, to hanging & tightening the shade. When the install is complete, our on-site experts hand-deliver the user manual and care instructions.



Maintenance

Although Sun Shade Co. shade products are low maintenance, you should still plan regular maintenance checks to extend the life of your shade structure as long as possible. Properly removing and storing your shade sail fabric before the winter months is key.



Did you know?

Sun Shade Co. has a Seasonal Care program!

Customers who opt-in for this program have the added benefit of our team removing your shade sail during the Fall season, and hanging your shade sail in the Spring. Contact your Sun Shade Co. representative for more information about our Seasonal Care program.

Warranty

20-YEAR LIMITED WARRANTY

Coverage against structural failure due to material or manufacturing defects.

- Steel frame
- Structural components

10-YEAR LIMITED WARRANTY

Coverage against significant fading/discolouration & deterioration of fabric and thread, under normal environmental conditions.

- Shade fabric
- Thread/stitching

5-YEAR LIMITED WARRANTY

Coverage against peeling, cracking, or excessive fading under normal environmental conditions. Regular maintenance required.

- Powder coat finish

3-YEAR LIMITED WARRANTY

Coverage against corrosion, natural deterioration or manufacturing defects.

- Hardware/fittings
- Tensioners
- Cables

For full warranty coverage details, visit
sunshadeco.com/warranty



Hand-Crafted to Suit Your Needs

The team at Sun Shade Co. crafts heavy duty, reliable, and environmentally friendly shade solutions that enhance outdoor spaces for a variety of markets. Visit sunshadeco.com to learn how we can help bring your next shade structure project to life.



Daycares & Schools

sunshadeco.com/daycares-schools



Municipalities & Cities

sunshadeco.com/municipalities-cities



Residential

sunshadeco.com/residential



Commercial

sunshadeco.com/commercial



Sun Shade Co. is a proud partner of ABC Recreation, providing innovative solutions for outdoor spaces.

abc recreation.com/sun-shade-co



502 Harvard Drive
Belle River, Ontario, Canada
N8L 0B2

519.818.4052
sales@sunshadeco.com
sunshadeco.com

